




B&O JUNIOR JUNCTION

SOLAR SYSTEM SUN CATCHERS

MATERIALS:

- Round coffee filters
- Washable markers
- Spray bottle with water
- White printer paper (optional)

INSTRUCTIONS:



1. Cut out shapes from the coffee filters for each of the 8 planets in a variety of sizes.


4 Small (Mercury, Venus, Earth, Mars)

2 Medium (Uranus, Neptune)


2 Large (Jupiter, Saturn – *don't forget the rings!*)




2. Design the planets by using washable markers to draw the famous distinguishing features of each planet. For example, Mars is rusty red because of its iron content and Jupiter has the famous round storm clouds.



3. Lay decorated coffee filters out on a flat, dry surface (preferably outside). Lightly spray each planet with water from the spray bottle. The water will cause colors to blend together.



4. Allow planets to lay in the sun to dry.



5. After a few hours of drying, your planets will be ready to display. You can attach to printer paper for additional support or hang your solar system in the window.