



B&O JUNIOR JUNCTION SHADOW TOWER


Challenge: Can you build a shadow tower that is taller than you?

Supplies:

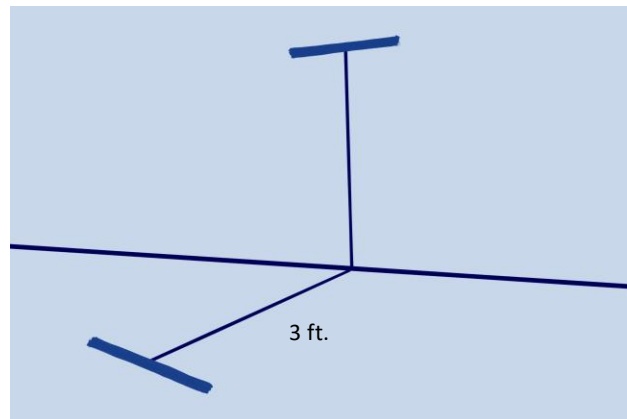
Flash Light
Painters tape or masking tape (paint friendly tape)
Building Blocks



Instructions:



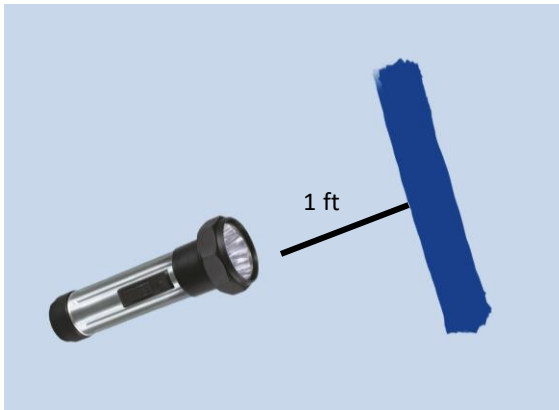
1) Have an adult help you by measuring you against the wall. Place a piece of tape at the top of your head.



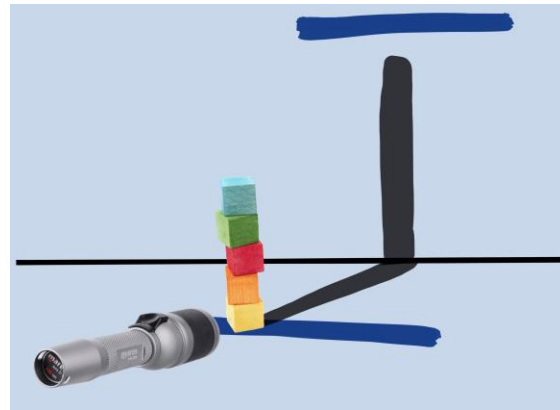
2) Place another piece of tape about 3 feet from the wall. This is where you'll build your tower.



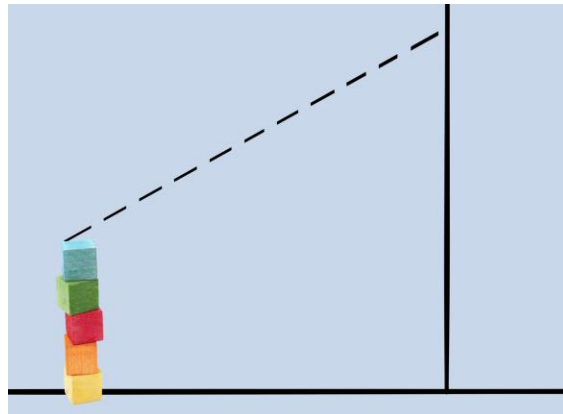
B&O JUNIOR JUNCTION SHADOW TOWER



3) Place the flashlight on the floor about 1 foot behind the block line and turn it on.



4) Start to assemble a tower at the block line. Watch the tower shadow grown on the wall.
How many blocks will it take until the tower's shadow is bigger than your line on the wall?



5) Once your tower's shadow reaches the tape line on the wall, compare how tall the blocks are actually stacked compared to your height. Is it a big difference or a little difference? That's the power of light and shadows!